



### District Report Card: 2017


<b>State:</b> Rajasthan	<b>District:</b> Hanumangarh
<b>Class:</b> 5	<b>Subject:</b> Language
<b>Schools:</b> 59	<b>Students:</b> 1147


### Participation/Coverage


#### Students

<div>GENDER</div> <div></div>	Boys		Girls	
	Number	%	Number	%
	533	46.47	614	53.53

<div>AREA</div> <div></div>	Rural		Urban	
	Number	%	Number	%
	1084	94.51	63	5.49

<div>CATEGORY</div> <div></div>	SC		ST		OBC		GEN	
	Number	%	Number	%	Number	%	Number	%
	528	46.03	10	0.87	536	46.73	73	6.36

<div>CWSN</div> <div></div>	LD	VI	HI	S&LD	ID	Oth
	4	13	3	3	9	6

<div>Management</div> <div></div>	Government		Government-aided	
	Number	%	Number	%
	1147	100.00	0	0.00

### Average Performance of Students in Language (%)

Overall	Gender		Area		Management		Social Group			
	Male	Female	Rural	Urban	Govt.	Aided	SC	ST	OBC	GEN
68.70	66.00	71.04	69.46	55.56	68.70	0.00	70.68	62.67	67.39	64.84

## Performance on Learning Outcomes (LOs)

Learning Outcomes	Description	Average Performance(%)
L504	Reads and comprehends independently storybooks, news items/ headlines, advertisements etc.	66.35
L508	Reads text with comprehension, locates details and sequence of events	69.88

Range of Performance of Students who Answered Correctly							
Below 30%		30% - 50%		50% - 75%		Above 75%	
Number	%	Number	%	Number	%	Number	%
61	5.32	172	15.00	433	37.75	481	41.94

## Lowest Performing Learning Outcomes (LOs)

- 1 - Reads and comprehends independently storybooks, news items/ headlines, advertisements etc. (66.35)
- 2 - Reads text with comprehension, locates details and sequence of events (69.88)